

For full chartbook, go to [allstarcharts.com/chartbook-crypto](https://allstarcharts.com/chartbook-crypto)

# Crypto Currencies TL;DR

**June 1st, 2022**

**ALL STAR  
CHARTS**

The logo for All Star Charts features the text "ALL STAR CHARTS" in a bold, white, sans-serif font. The text is arranged in two lines, with "ALL STAR" on top and "CHARTS" below it. To the right of the text is a circular graphic composed of numerous small, red, five-pointed stars arranged in a ring.



# Bitcoin

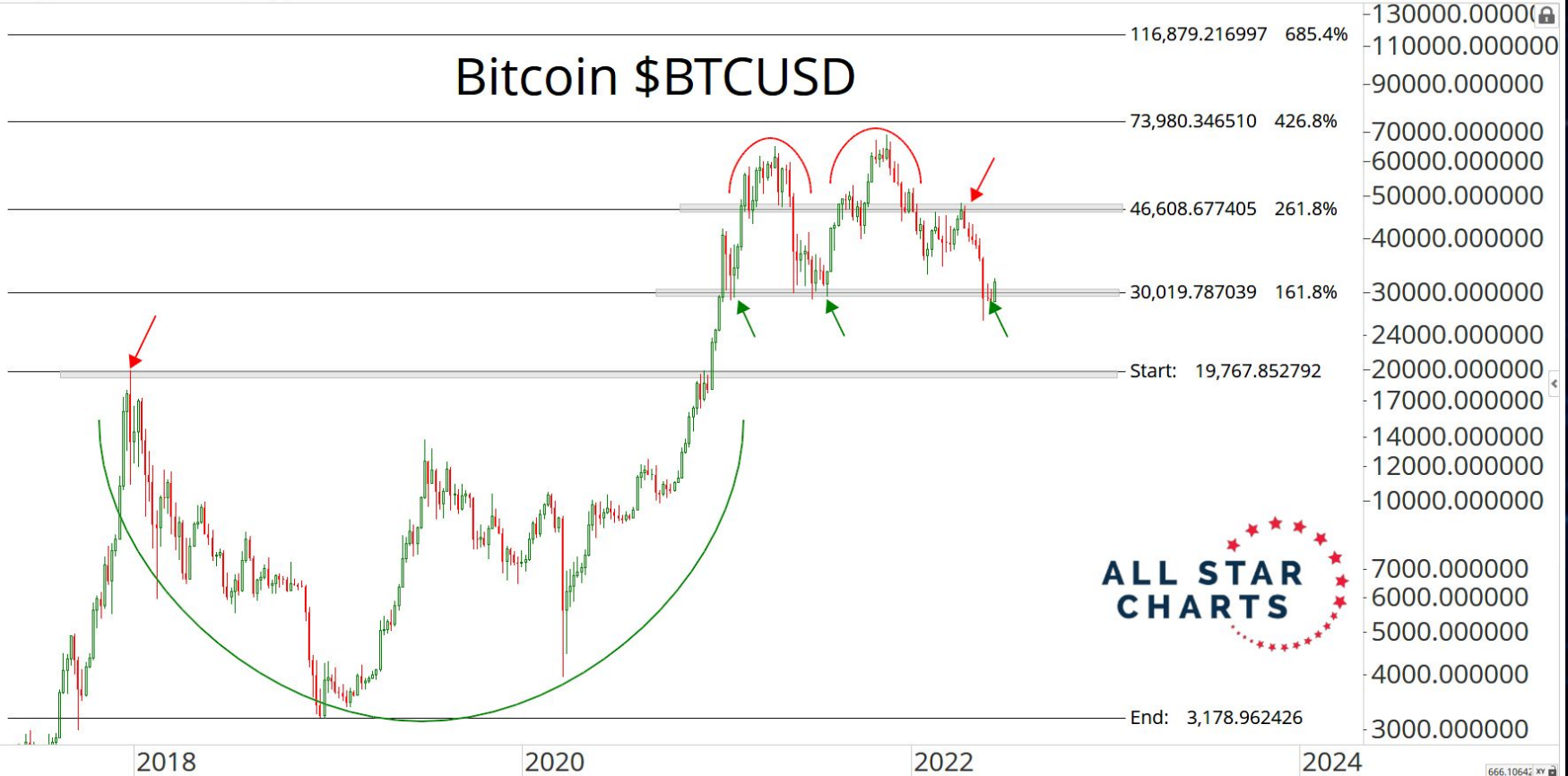


Oct 2021 Apr Jul Oct 2022 Apr Jul Oct

1st Jun 2022

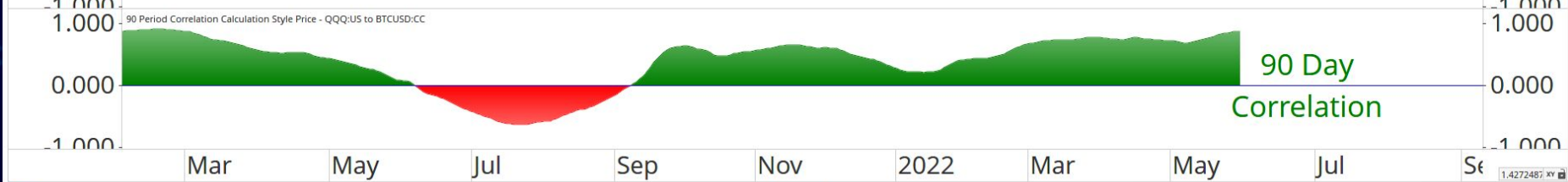
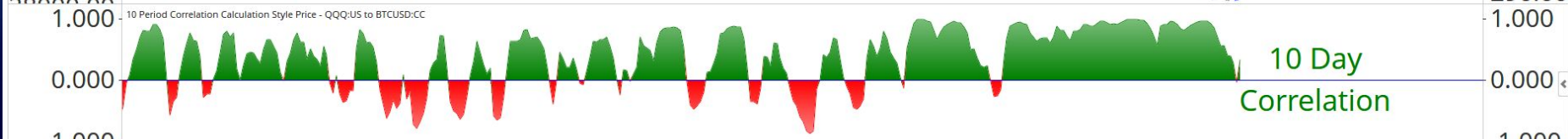
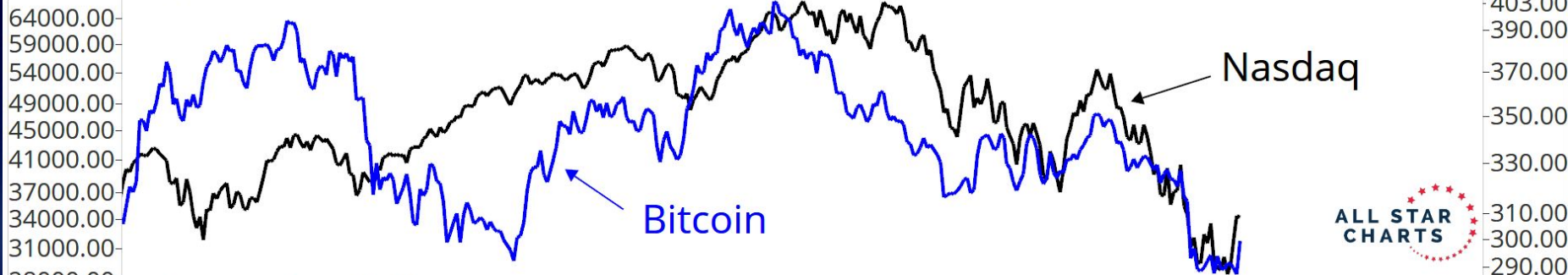


# Bitcoin \$BTCUSD

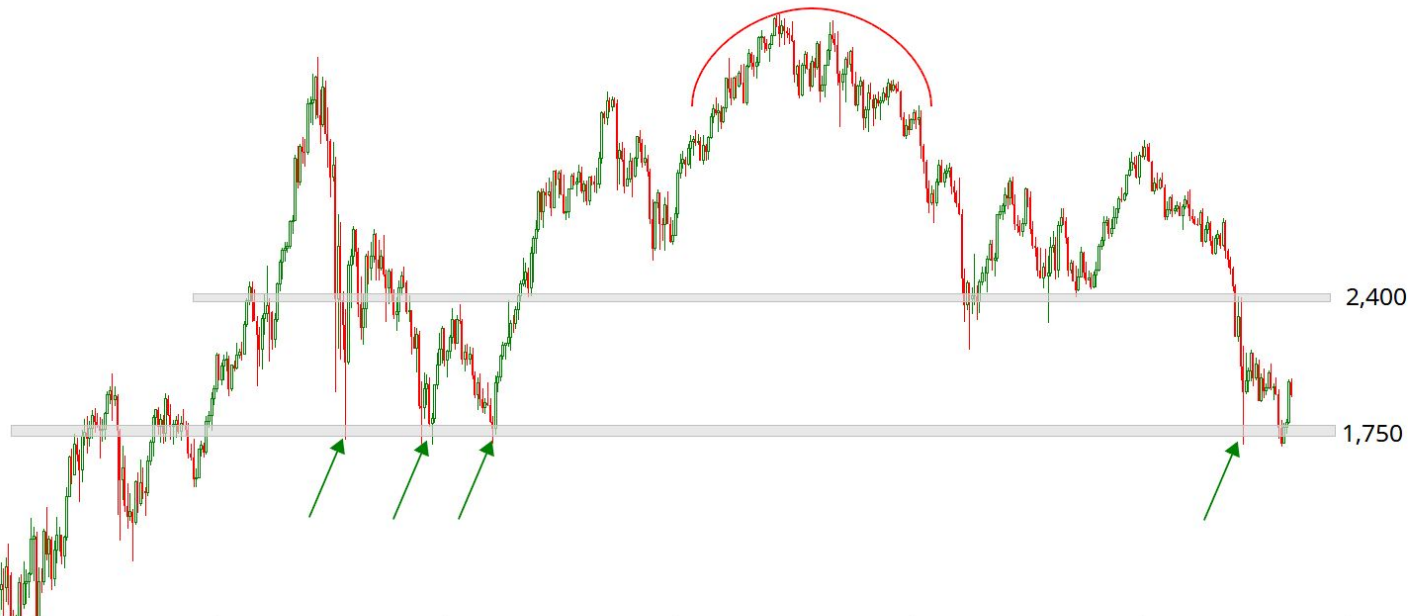
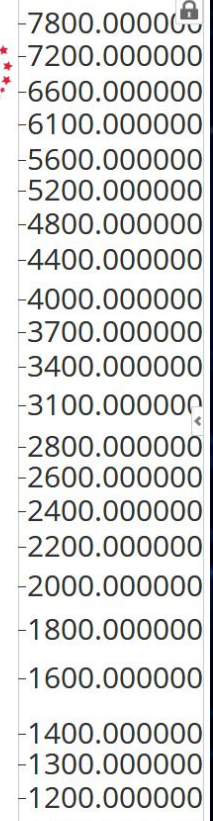


# Nasdaq 100 \$QQQ





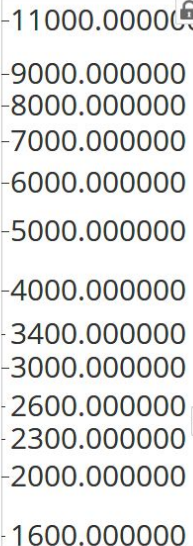
# Ethereum



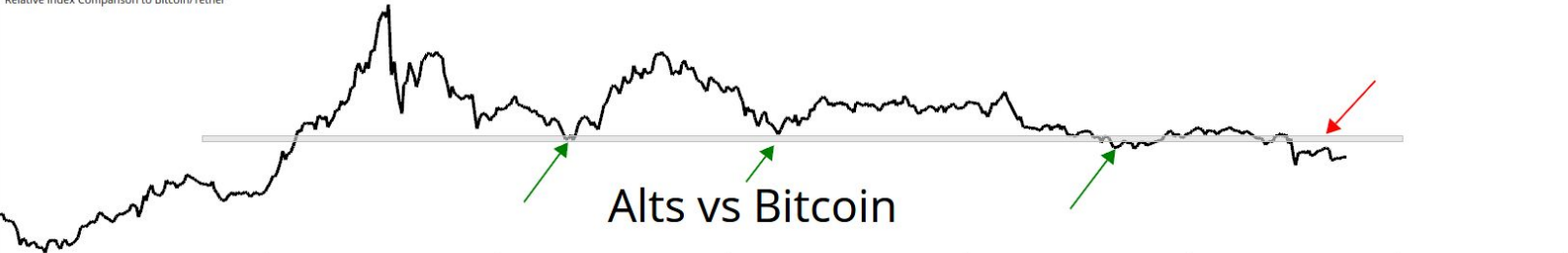
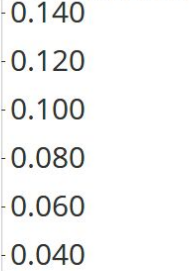
2021 Apr Jul Oct 2022 Apr Jul Oct



# Altcoins



Relative Index Comparison to Bitcoin/Tether



2021 Apr Jul Oct 2022 Apr Jul Oct

1st Jun 2022



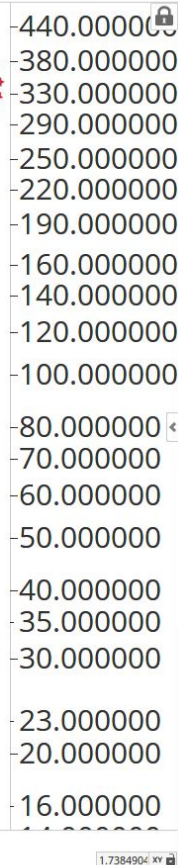
# Ethereum vs Bitcoin



ALL STAR CHARTS



# Solana



ir May Jul Sep Nov 2022 Mar May Jul Sep





# Polygon





# Harmony \$ONE



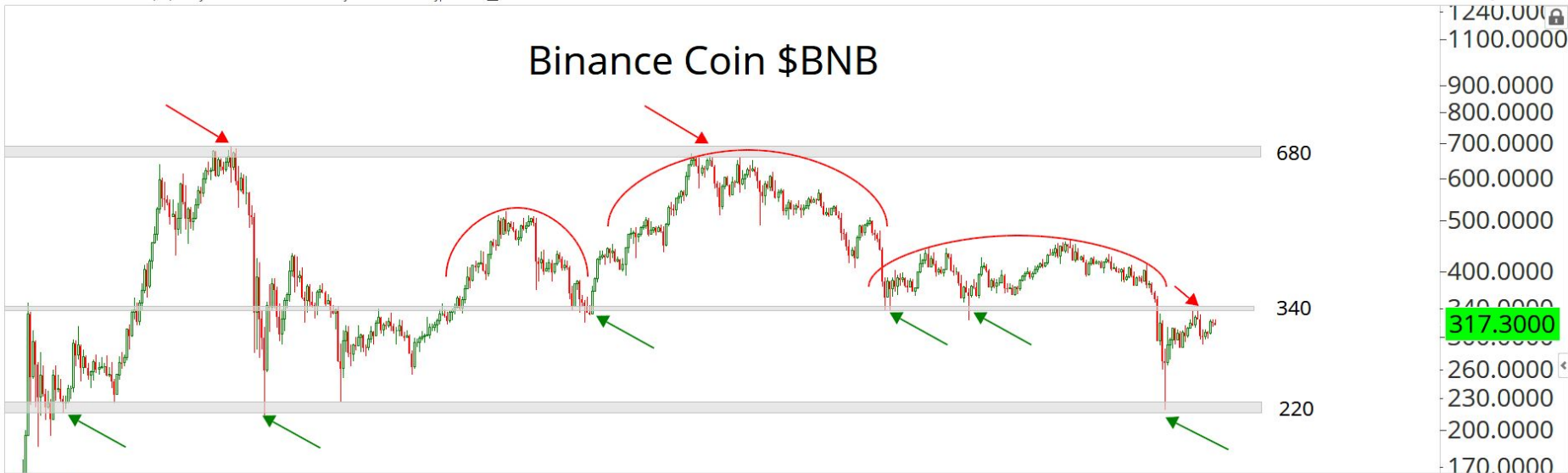
0.730000  
0.620000  
0.530000  
0.450000  
0.380000  
0.320000  
0.270000  
0.230000  
0.190000  
0.160000  
0.130000  
0.110000  
0.090000  
0.070000  
0.060000  
0.050000  
0.040000  
0.030000  
0.024000  
0.020000  
0.017000  
0.000000

Mar May Jul Sep Nov 2022 Mar May Jul Sep

1st Jun 2022



# Binance Coin \$BNB



Relative Index Comparison to Bitcoin/Tether

# Binance Coin vs Bitcoin



ALL STAR CHARTS

# Dogecoin \$DOGE



# Polkadot \$DOT



11



# Avalanche \$AVAX



# FTX Token \$FTT



21 Mar May Jul Sep Nov 2022 Mar May Jul Sep





# Coinbase

ALL STAR CHARTS



# Microstrategy

ALL STAR CHARTS



# Riot Blockchain \$RIOT



2018 2019 2020 2021 2022 2023



# Amplify Transformational Data Sharing ETF \$BLOK



20.125



## Disclaimer:

The information, opinions, and other materials contained in this presentation is the property of Allstarcharts Holdings, LLC and may not be reproduced in any way, in whole or in part, without express authorization of the copyright holder in writing. The statements and statistics contained herein have been prepared by Allstarcharts Holdings, LLC based on information from sources considered to be reliable. We make no representation or warranty, express, or implied, as to its accuracy or completeness. This publication is for the information of investors and business persons and does not constitute an offer to sell or a solicitation to buy securities.

This document may include estimates, projections and other "forward-looking" statements, due to numerous factors, actual events may differ substantially from those presented. Opinions and estimates offered herein constitute Allstarcharts Holdings, LLC's judgment and are subject to change without notice, as are statements of financial market trends which are based on current market conditions

Any investment is subject to loss of capital and is only appropriate for persons who can bear that risk and the nature of an investment. Any comments or statements made herein do not necessarily reflect those of Allstarcharts Holdings, LLC or its affiliates (collectively, "Allstarcharts") and do not constitute investment advice. These materials are not intended to constitute legal, tax, or accounting advice or investment recommendations. Prospective investors should consult their own advisors regarding such matters.

See full terms and conditions: <http://allstarcharts.com/terms/>