



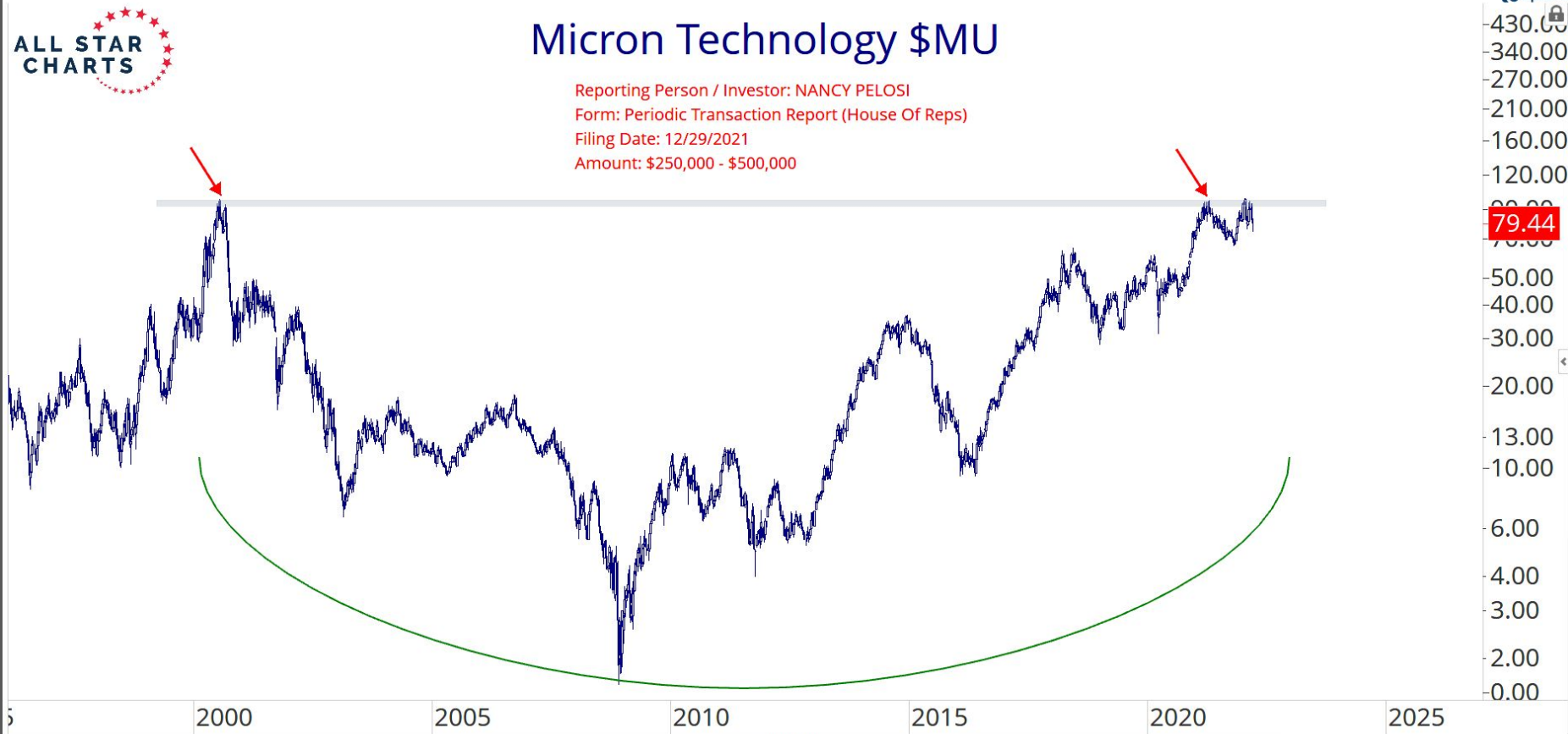
INSIDE SCOOP

MARCH 10TH, 2022

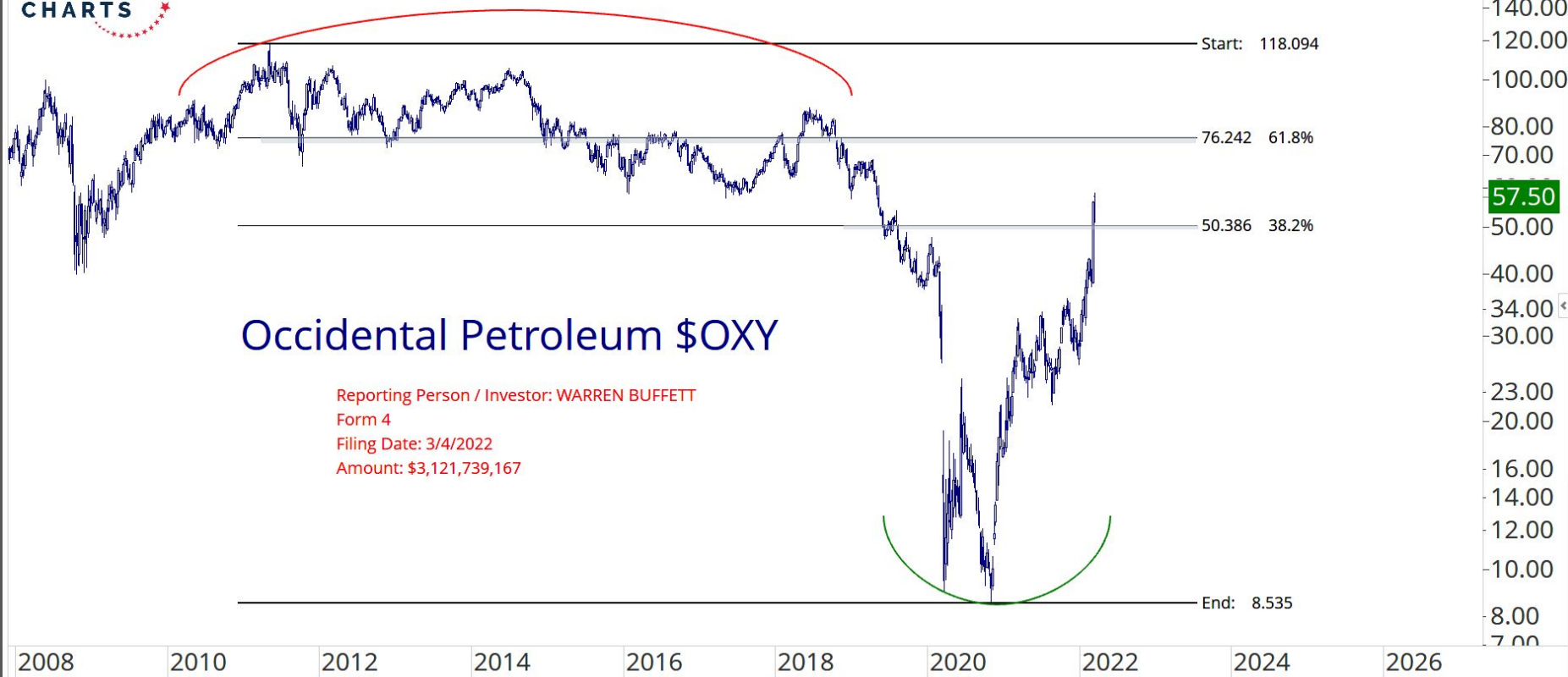


Micron Technology \$MU

Reporting Person / Investor: NANCY PELOSI
Form: Periodic Transaction Report (House Of Reps)
Filing Date: 12/29/2021
Amount: \$250,000 - \$500,000



10th Mar 2022



Occidental Petroleum \$OXY

Reporting Person / Investor: WARREN BUFFETT
 Form 4
 Filing Date: 3/4/2022
 Amount: \$3,121,739,167

2008 2010 2012 2014 2016 2018 2020 2022 2024 2026

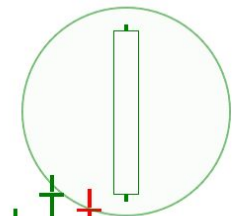
10th Mar 2022

58.00
56.15
54.00
52.00
50.00
48.00
46.00
44.00
42.00
40.00
38.00
36.00
34.00
32.00
30.00



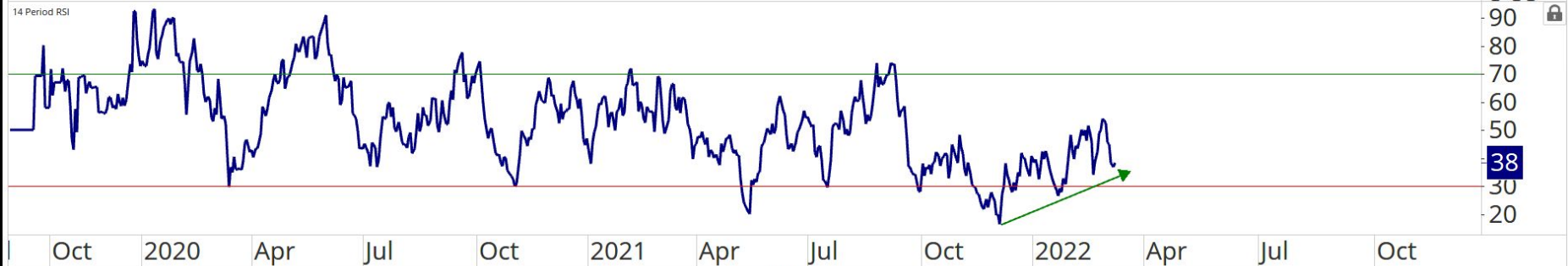
Occidental Petroleum \$OXY

+17% On News Of Form-4 Filing



Berkshire Hathaway
Purchases \$4.5B
Worth Of Stock

58.00
56.15
54.00
52.00
50.00
48.00
46.00
44.00
42.00
40.00
38.00
36.00
34.00
32.00
30.00



10th Mar 2022



UnitedHealth Group \$UNH

760.00
710.00
670.00
630.00
590.00
550.00
510.00
485.57
450.00
420.00
390.00
360.00
340.00
300.00
280.00
260.00
240.00
200.00
180.00

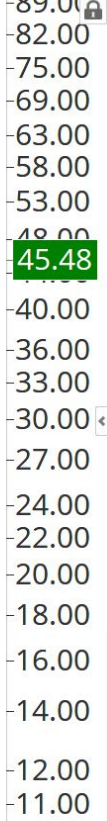
Reporting Person / Investor: GARCIA PAUL R
Form 4
Filing Date: 2/24/2022
Amount: \$997,817



10th Mar 2022



MP Materials Corp. \$MP



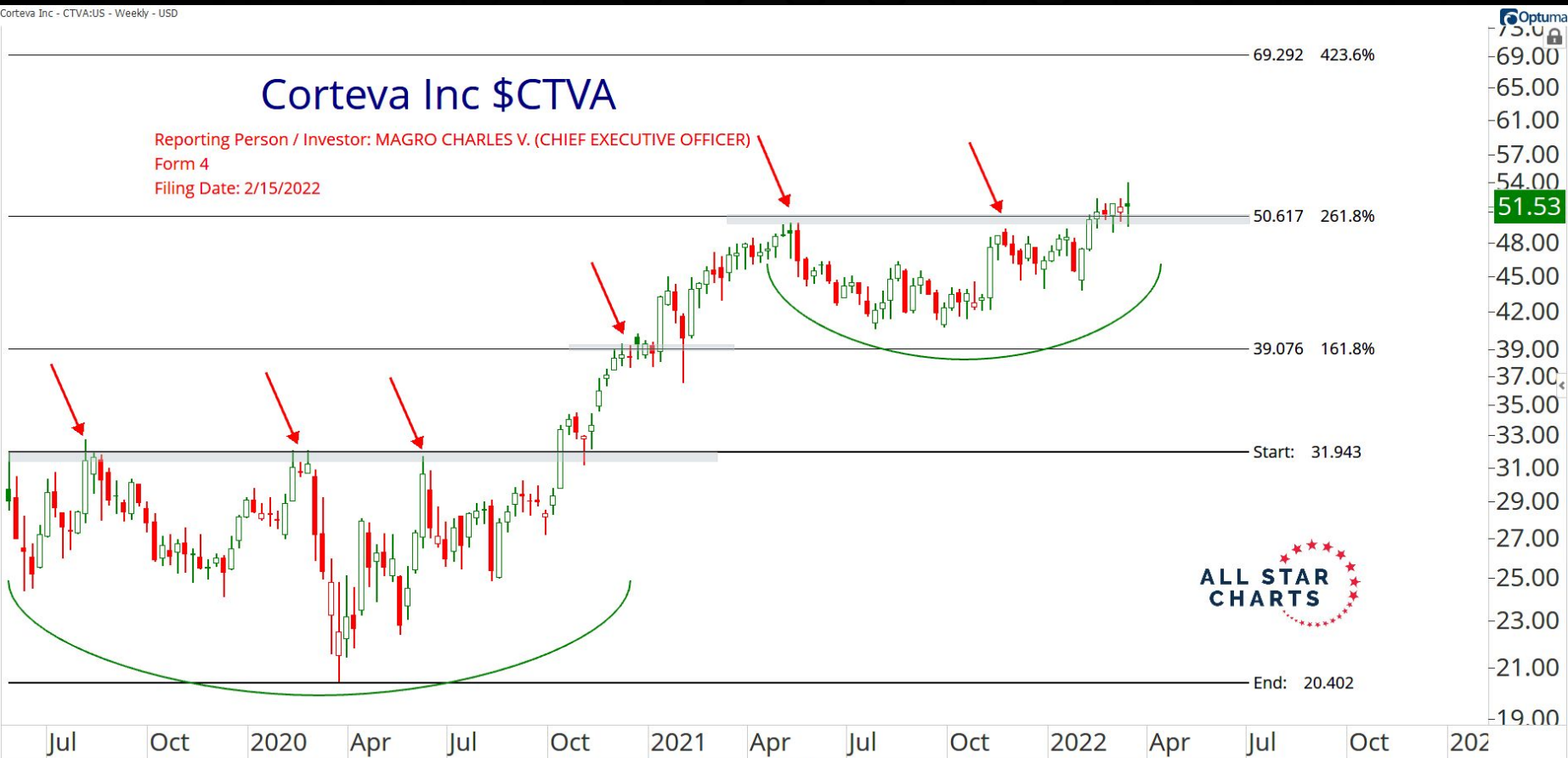
10th Mar 2022

Corteva Inc \$CTVA

Reporting Person / Investor: MAGRO CHARLES V. (CHIEF EXECUTIVE OFFICER)

Form 4

Filing Date: 2/15/2022



10th Mar 2022



APA Corporation \$APA

Reporting Person / Investor: JOUNG CHANSOO
Form 4
Filing Date: 2/28/2022
Amount: \$1,317,000

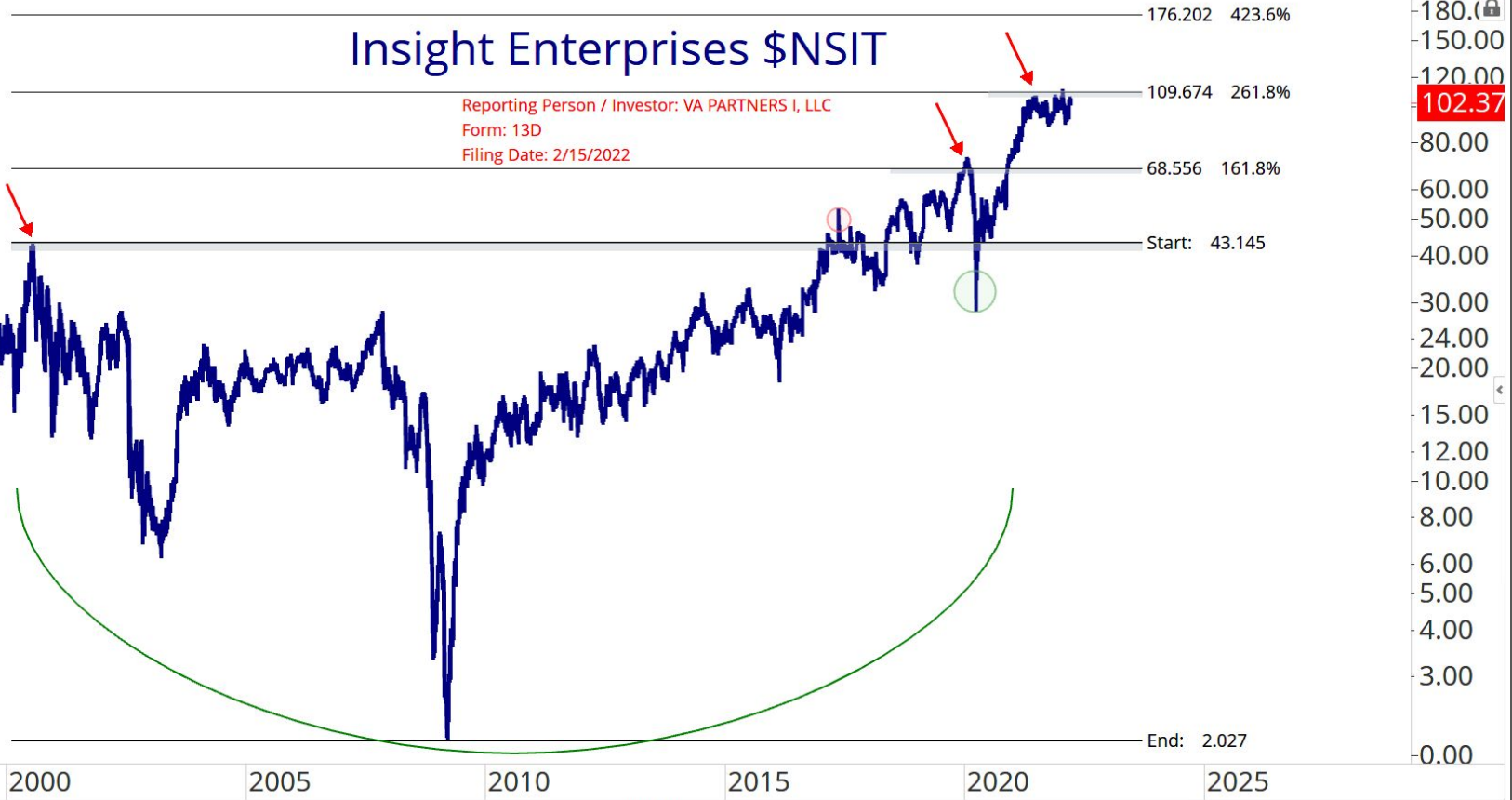


Optima
151.0
130.00
110.00
90.00
70.00
60.00
50.00
38.70
30.00
24.00
20.00
17.00
14.00
12.00
10.00
7.00
6.00
5.00
4.00



Insight Enterprises \$NSIT

Reporting Person / Investor: VA PARTNERS I, LLC
Form: 13D
Filing Date: 2/15/2022



102.37



National Fuel Gas Company \$NFG

Reporting Person / Investor: GAMCO INVESTORS, INC. ET AL

Form: 13D

Filing Date: 3/7/2022



10th Mar 2022



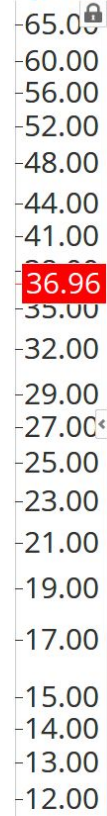
Huntsman Corp \$HUN

Reporting Person / Investor: STARBOARD VALUE LP
Form: 13D
Filing Date: 1/12/2022

50.678 161.8%

Start: 36.000

End: 12.250



2018 2020 2022

10th Mar 2022





Keurig Dr Pepper \$KDP

Reporting Person / Investor: CHIEF STRATEGY OFFICER
Form 4
Filing Date: 3/1/2022
Amount: \$239,710



10th Mar 2022



Lockheed Martin Corp \$LMT

Reporting Person / Investor: MARJORIE TAYLOR GREENE
 Form: Periodic Transaction Report (House Of Reps)
 Filing Date: 3/7/2022
 Amount: \$1,000 - \$15,000

552.711 161.8%

Start: 443.243

End: 266.111



10th Mar 2022



HP Inc \$HPQ

Reporting Person / Investor: EARL BLUMENAUER
 Form: Periodic Transaction Report (House Of Reps)
 Filing Date: 3/7/2022
 Amount: \$15,000 - \$50,000

47.117 161.8%

Start: 30.983

End: 4.875

57.00
51.00
46.00
41.00
36.05
33.00
29.00
26.00
23.00
20.00
18.00
16.00
14.00
12.00
10.00
9.00
8.00
7.00
6.00
5.00
4.50



10th Mar 2022



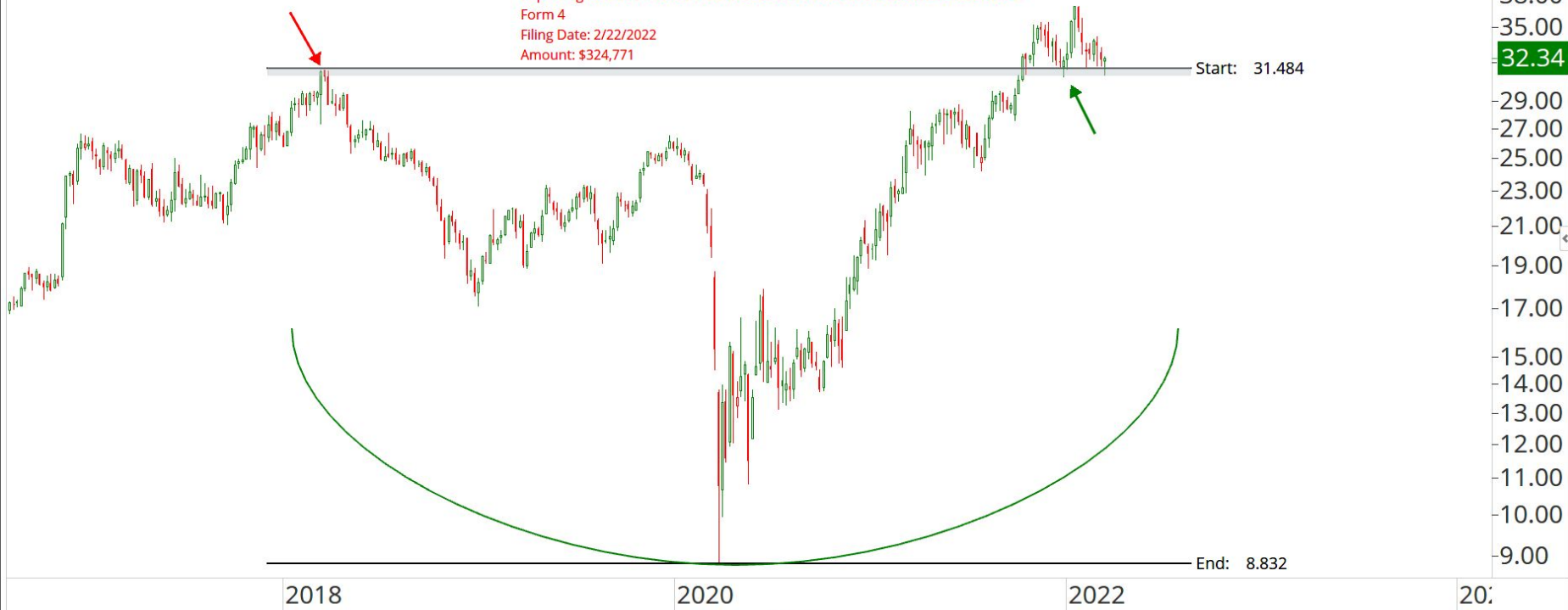
ConnectOne Bancorp \$CNOB

Reporting Person / Investor: NUKK-FREEMAN KATHERIN & BOSWELL STEPHEN T.
Form 4
Filing Date: 2/22/2022
Amount: \$324,771

45.482 161.8%

Start: 31.484

End: 8.832



48.00
44.00
41.00
38.00
35.00
32.34
29.00
27.00
25.00
23.00
21.00
19.00
17.00
15.00
14.00
13.00
12.00
11.00
10.00
9.00

2018

2020

2022

20:

10th Mar 2022



Newmark Group \$NMRK

Reporting Person / Investor: LUTNICK HOWARD W (CHAIRMAN)
Form 4
Filing Date: 2/15/2022
Amount: \$8,519,924

25.977 161.8%

Start: 17.006

End: 2.491



10th Mar 2022



Northern Oil and Gas \$NOG

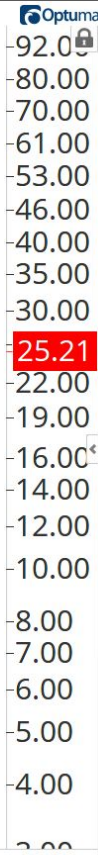
Reporting Person / Investor: ANGELO GORDON & COMPANY L.P
Form: 13D
Filing Date: 3/8/2022

70.241 161.8%

Start: 44.697

28.908 61.8%

End: 3.363



10th Mar 2022



Dow Inc. \$DOW

84.415 161.8%

Reporting Person / Investor: HINMAN JACQUELINE C.
Form 4
Filing Date: 3/8/2022
Amount: \$175,107

Start: 60.573

89.0
83.00
78.00
73.00
68.00
64.00
59.80
56.00
52.00
49.00
46.00
43.00
40.00
37.00
34.00
32.00
30.00
28.00
26.00
24.00
22.00



End: 21.993

2019

2020

2021

2022

20

10th Mar 2022



Hilton Grand Vacations \$HGV

Reporting Person / Investor: JOHNSON DAVID WILLIAM
Form 4
Filing Date: 3/8/2022
Amount: \$249,723

71.750 161.8%

Start: 47.494

End: 8.245



84.00
76.00
69.00
62.00
56.00
51.00
47.14
41.00
37.00
33.00
30.00
27.00
24.00
21.00
19.00
17.00
15.00
13.00
11.00
10.00
9.00
8.00

2018

2020

2022

10th Mar 2022



MGM Resorts International \$MGM

80.00
72.00
64.00
57.00
51.00
46.00
40.28
36.00
32.00
28.00
25.00
22.00
19.00
17.00
15.00
13.00
11.00
9.00
8.00
7.00
6.00

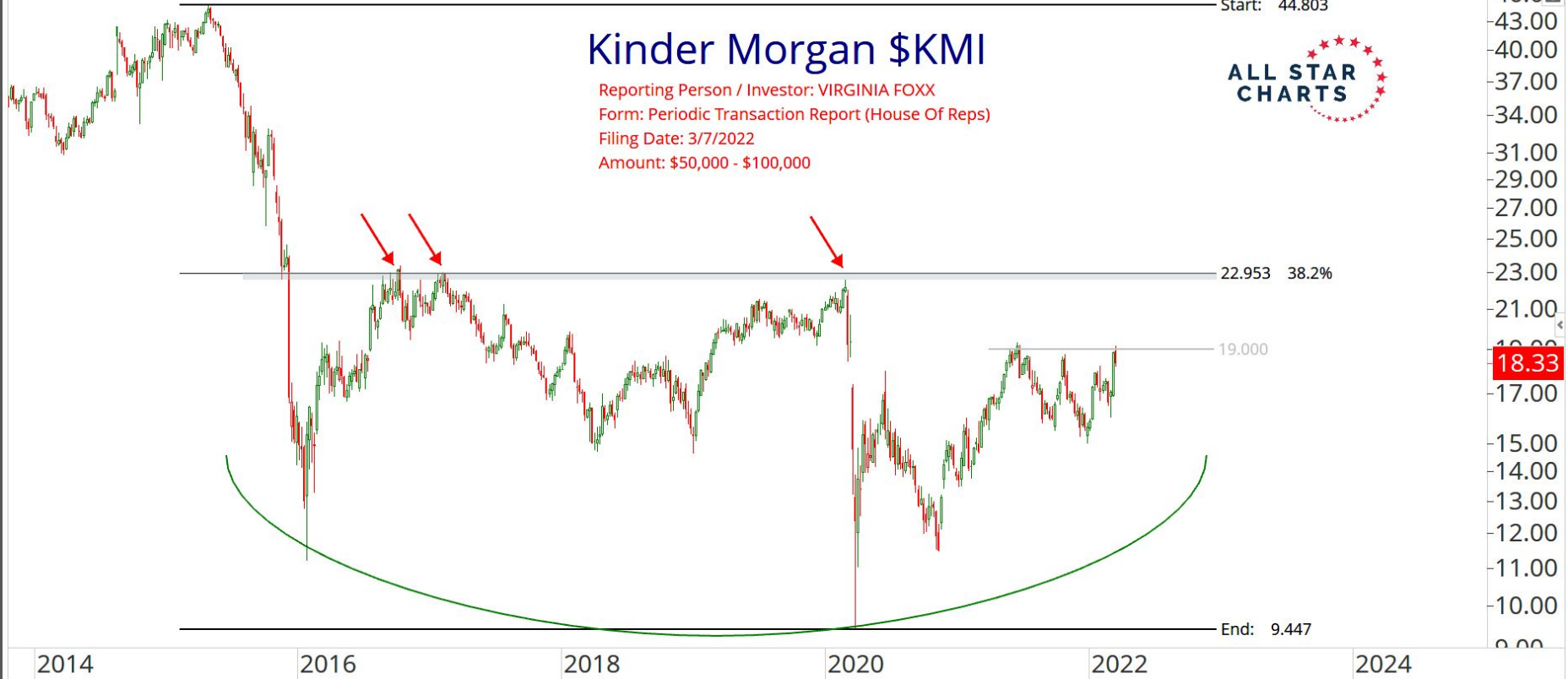


10th Mar 2022

Start: 44.803

Kinder Morgan \$KMI

Reporting Person / Investor: VIRGINIA FOXX
Form: Periodic Transaction Report (House Of Reps)
Filing Date: 3/7/2022
Amount: \$50,000 - \$100,000



10th Mar 2022

Reporting Person / Investor: THOMAS TUBERVILLE
Form: Periodic Transaction Report (Senate)
Filing Date: 2/14/2022
Amount: \$1,000 - \$15,000

Corn Futures



Soybeans Futures



Cattle Futures



2014

2016

2018

2020

2022

10th Mar 2022





Bitcoin

Reporting Person / Investor: RAFAEL CRUZ (Senate)
Amount: \$15,000 - \$50,000
Transaction Date: 01/25



10th Mar 2022